

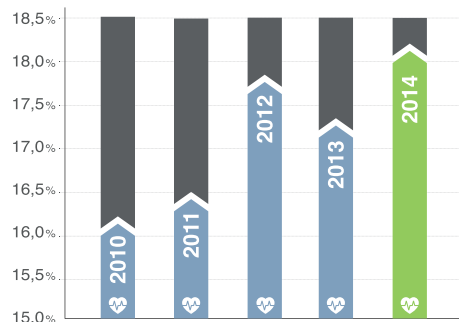


First 12 pharmaceutical markets worldwide in 2015

(data in million US dollars, ExF price considered)

World 920.590

- | | |
|--------------------|-----------------------|
| 1. USA 370.762 | 7. UK 25.678 |
| 2. Cina 73.554 | 8. Spain 20.283 |
| 3. Japan 73.065 | 9. Brazil 19.470 |
| 4. Germany 39.164 | 10. Canada 19.201 |
| 5. France 32.121 | 11. India 13.584 |
| 6. Italy 26.950 | 12. Australia 10.710 |



Clinical trials in Italy (% on UE total)



is a leading company in Italy for **Patient Access** and **Regulatory Affairs solutions**

INTEXO



www.intexo.it



INTEXO

Via del Tritone 169
00187 Rome - Italy
T +39 06 322 9681



Mariangela Prada

Head of Patient Access Unit
M +39 370 102 3612
mariangela.prada@intexo.it

Spreading the culture of Quality and Compliance:

Model of organization, management and control as referred in DLgs 231/01 and related provisions. Ethical and behavioral principles as described in the Intexo Ethics Code.



AGCM
www.agcm.it

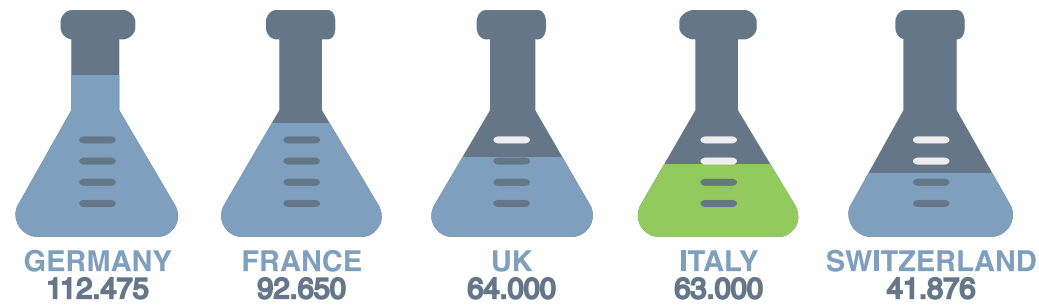


Ref. RT1382 of 02/12/2015

INTEXO

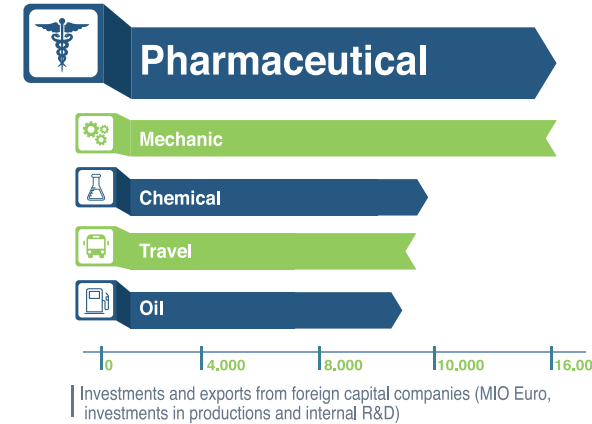


Doorways
to ITALY

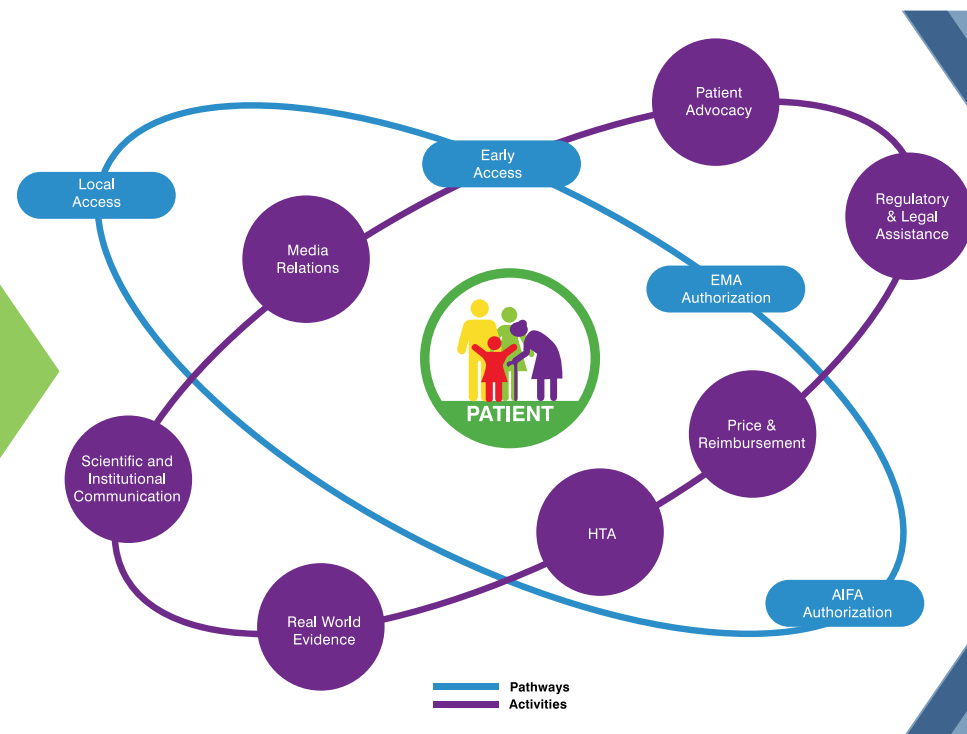
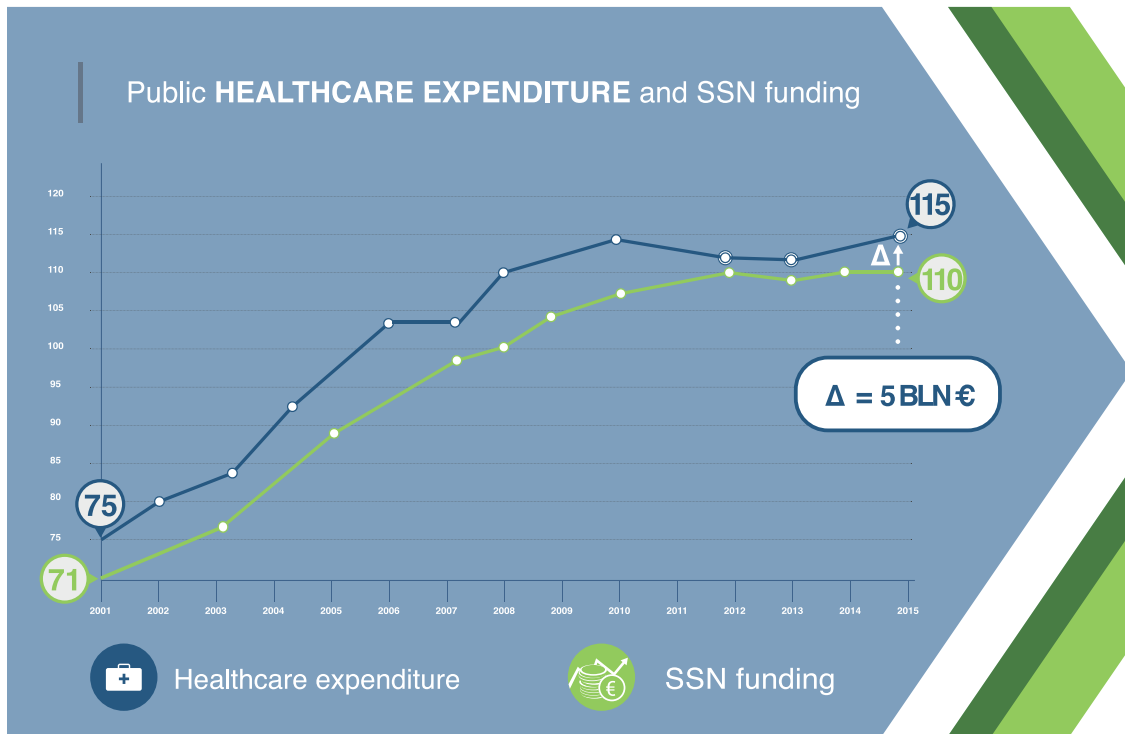


Employment in the PHARMACEUTICAL INDUSTRY

REGULATORY AND LEGAL SUPPORT throughout the entire access process, supporting Companies in the **whole products' lifecycle**



		N. OF DRUGS	MEAN (days)	MIN (days)
ALL DRUGS	EMA TIME	34	440.8	226
	AIFA TIME	19	247.6	85
NO ORPHAN DRUGS	EMA TIME	20	449.9	290
	AIFA TIME	12	196.5	85
ORPHAN DRUGS	EMA TIME	14	427.8	266
	AIFA TIME	7	335.3	202



RWE to generate revenue growth and cost/productivity improvement, building on the Italian experience of the medicines' monitoring registries



PRICING & REIMBURSEMENT/HTA, with the final goal to ensure patients get **early access** to the appropriate treatment, balancing **innovation** and **sustainability**

PATIENT ADVOCACY to inform and sensitize about specific issues, building a **liaison between patients and decision-makers**

We design and carry out **integrated Patient Access** projects, by combining **regulatory procedures, scientific and pharmaco-economic analysis, communication and patient advocacy**



EFPIA, The Pharmaceutical Industry in Figures Key Data 2016 Prada et al. - "Timeline of authorization and reimbursement for

Farmindustria - I numeri dell'industria farmaceutica in Italia oncology drugs in Italy in the last 3 years" - Med Access @ Point Care 2017; 1(1): e29-e36